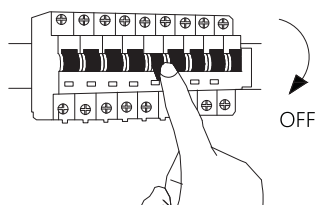


# NOVA LUCE

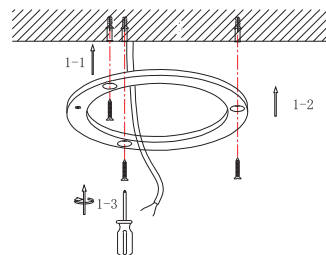
9030729

①



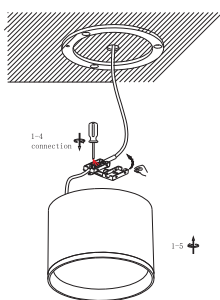
Turn off the general switch

②



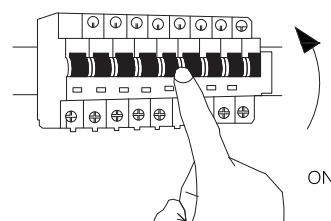
Drill, Align & place the stand in place

③



Connect the wires and rotate the object  
To put it in place

④



Turn on the general switch

